

NAME: _____

1. What type of graph can be horizontal or vertical?

- [A] line plot [B] line graph [C] pictograph [D] bar graph

[1] _____

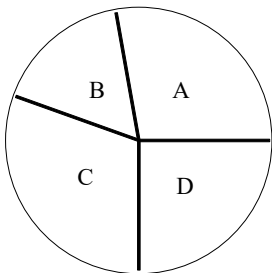
2. Which of the following types of information is *not* suited for display on a bar graph?

- [A] number of students who participate in five different clubs
[B] number of years a person attended school versus his/her annual salary
[C] average number of CDs purchased yearly by people aged 12 to 20, 21 to 28, and over 30
[D] a town's average high temperature during a two-week period

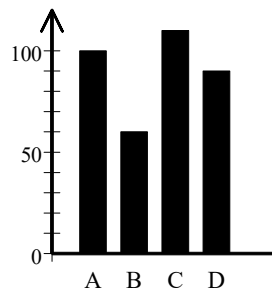
[2] _____

3. Which graph or graphs best shows comparison?

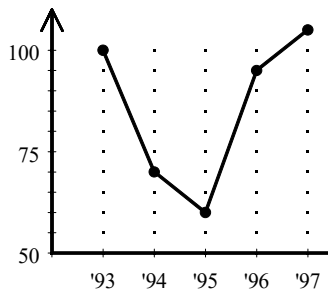
I.



II.



III.



[3] _____

[1] D

[2] B

[3] I or II