

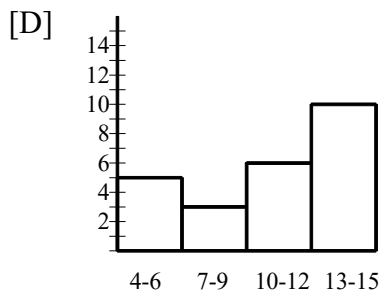
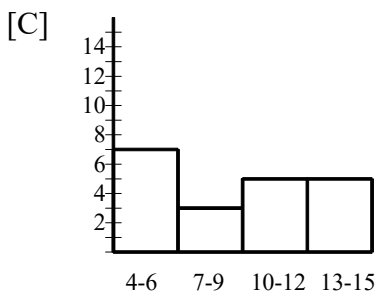
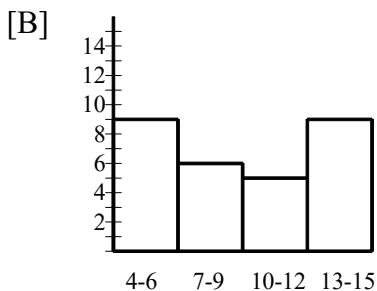
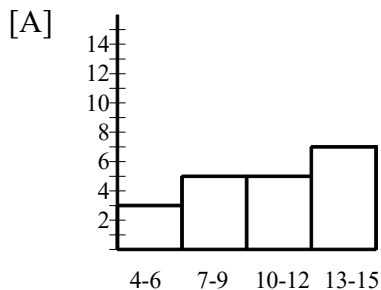
Algebra I Practice S.ID.A.1: Frequency Histograms

www.jmap.org

NAME: \_\_\_\_\_

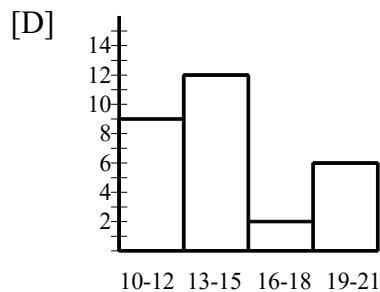
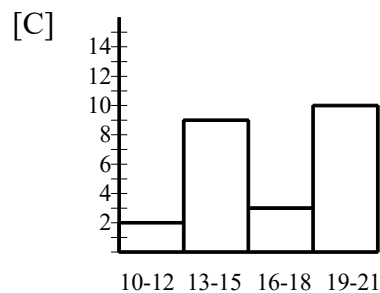
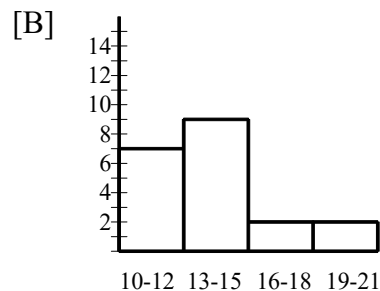
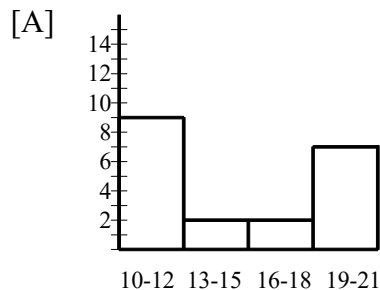
1. Which histogram uses the table below?

Class Interval	Frequency
4-6	7
7-9	3
10-12	5
13-15	5



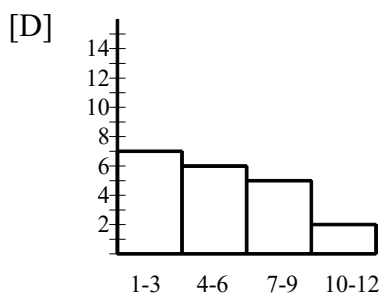
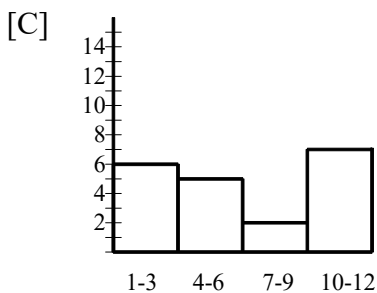
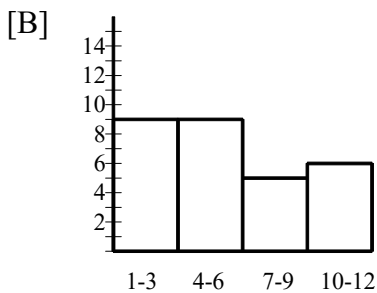
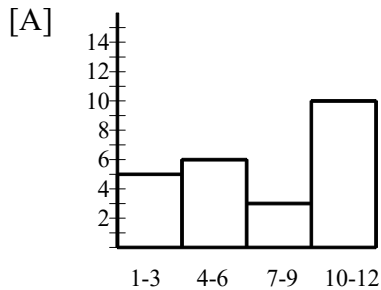
2. Which histogram uses the table below?

Class Interval	Frequency
10-12	7
13-15	9
16-18	2
19-21	2



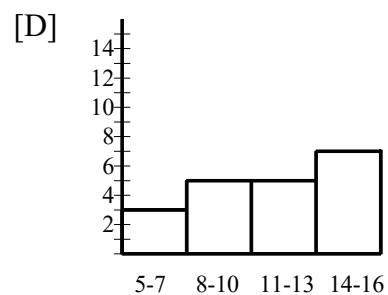
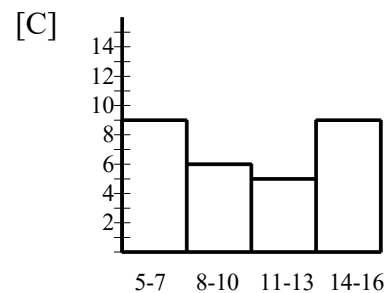
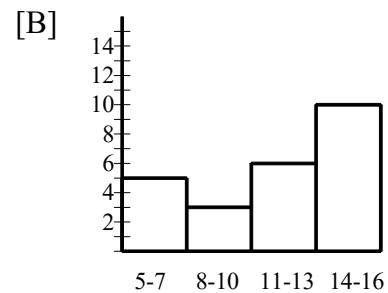
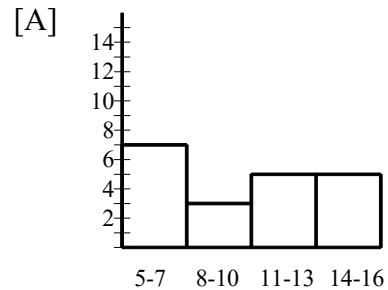
3. Which histogram uses the table below?

Class Interval	Frequency
1-3	7
4-6	6
7-9	5
10-12	2



4. Which histogram uses the table below?

Class Interval	Frequency
5-7	7
8-10	3
11-13	5
14-16	5



Algebra I Practice S.ID.A.1: Frequency Histograms

[www.jmap.org](http://www.jmap.org)

[1] C

[2] B

[3] D

[4] A