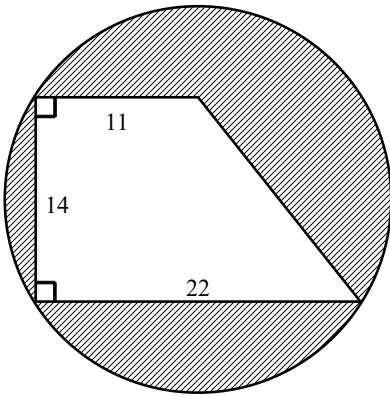
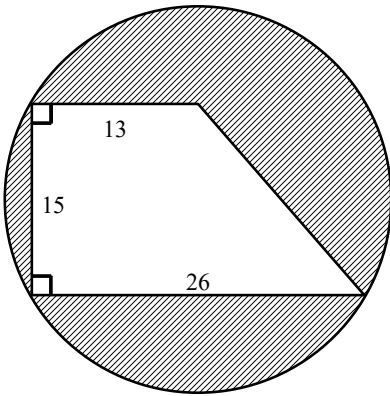


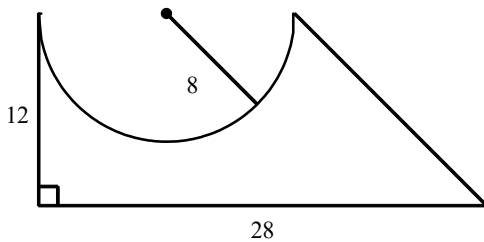
1. Find the area of the shaded portion of the circle. The radius of the circle is 13 feet. Dimensions are in feet.



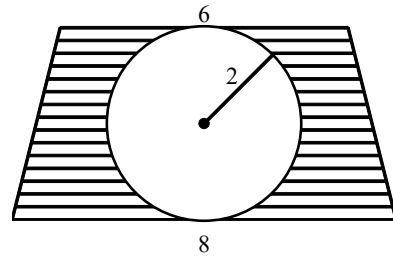
2. Find the area of the shaded portion of the circle. The radius of the circle is 15 inches. Dimensions are in inches.



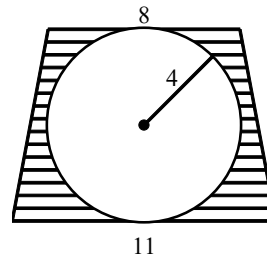
3. Find the area of the figure. Dimensions are in feet.



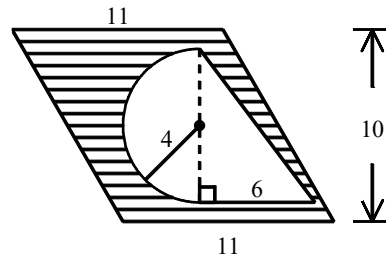
4. Find the area of the shaded portion of the figure. Dimensions are in feet.



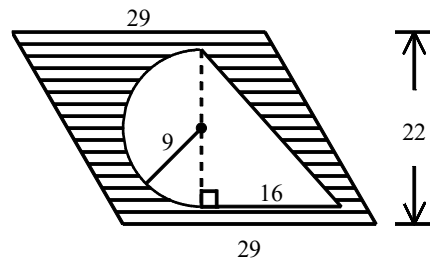
5. Find the area of the shaded portion of the figure. Dimensions are in centimeters.



6. Find the area of the shaded portion of the figure. Dimensions are in centimeters.



7. Find the area of the shaded portion of the figure. Dimensions are in feet.



Geometry Practice G.MG.A.3: Compositions of Polygons and Circles 5

www.jmap.org

[1] $(169\pi - 231) \text{ ft}^2$

[2] $(225\pi - 292\frac{1}{2}) \text{ in.}^2$

[3] $(264 - 32\pi) \text{ ft}^2$

[4] $(28 - 4\pi) \text{ ft}^2$

[5] $(76 - 16\pi) \text{ cm}^2$

[6] $(86 - 8\pi) \text{ cm}^2$

[7] $(494 - 40\frac{1}{2}\pi) \text{ ft}^2$
