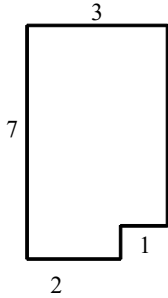
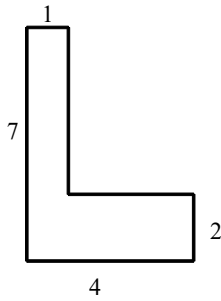


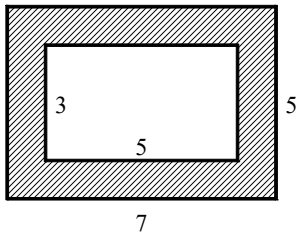
1. Find the area of the figure. All angles are right angles. Dimensions are in meters.



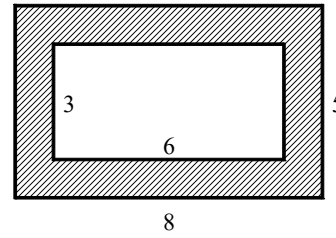
2. Find the area of the figure. All angles are right angles. Dimensions are in inches.



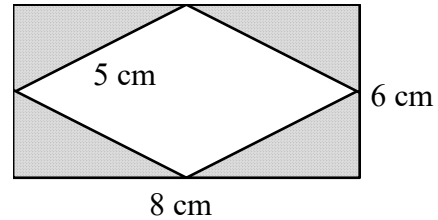
3. Find the area of the shaded portion of the figure. All angles are right angles. Dimensions are in inches.



4. Find the area of the shaded portion of the figure. All angles are right angles. Dimensions are in inches.

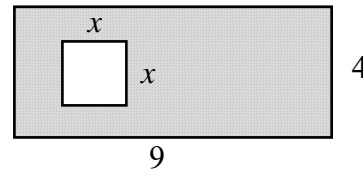


5. Use the figure below. What is the area of the shaded region?



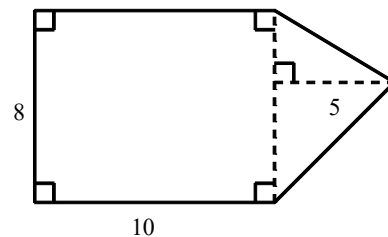
- [A] 96 cm^2 [B] 121 cm^2
 [C] 24 cm^2 [D] 48 cm^2

6. Which variable expression describes the area of the shaded region in the diagram shown below?

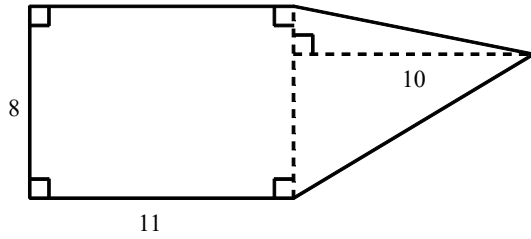


- [A] $x^2 + 13$ [B] $36 - x^2$
 [C] $36 - 2x$ [D] $x^2 - 36$

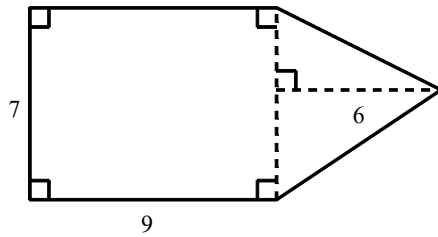
7. Find the area of the figure. Dimensions are in inches.



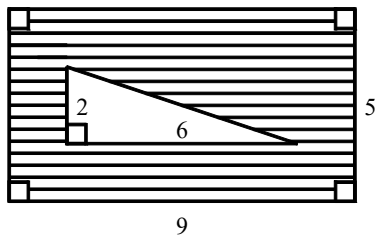
8. Find the area of the figure. Dimensions are in inches.



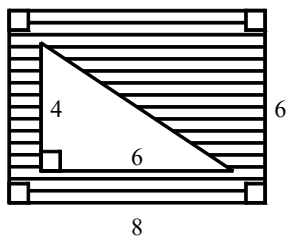
9. Find the area of the figure. Dimensions are in meters.



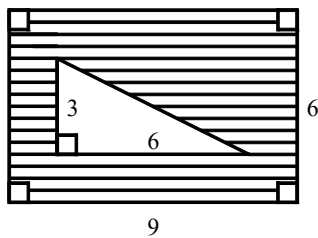
10. Find the area of the shaded portion of the figure. Dimensions are in inches.



11. Find the area of the shaded portion of the figure. Dimensions are in meters.



12. Find the area of the shaded portion of the figure. Dimensions are in centimeters.



Geometry Practice G.MG.A.3: Compositions of Polygons and Circles 1

www.jmap.org

[1] 20 m^2

[2] 13 in.^2

[3] 20 in.^2

[4] 22 in.^2

[5] C

[6] B

[7] 100 in.^2

[8] 128 in.^2

[9] 84 m^2

[10] 39 in.^2

[11] 36 m^2

[12] 45 cm^2
