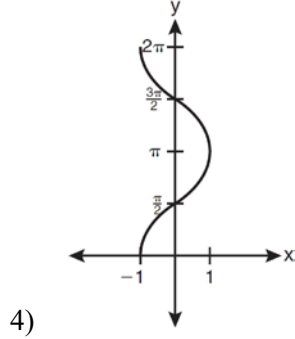
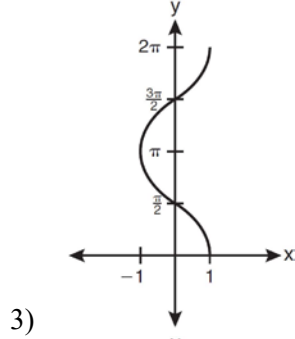
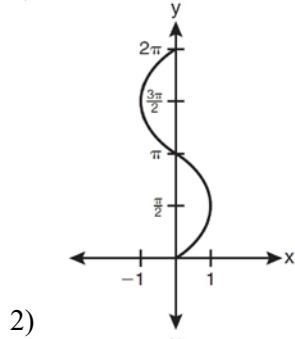
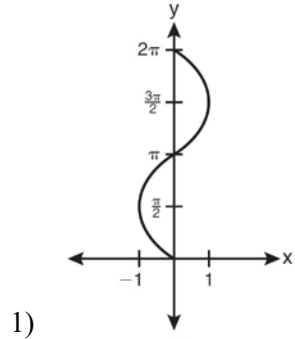
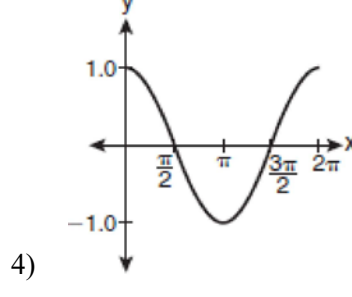
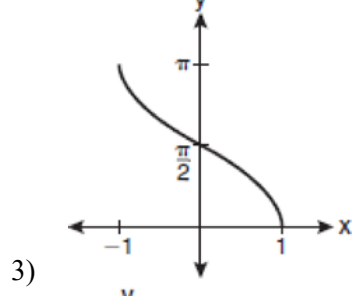
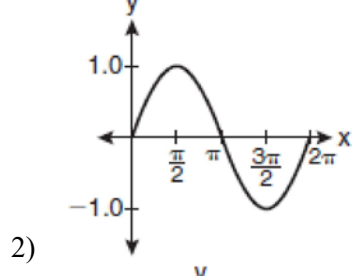
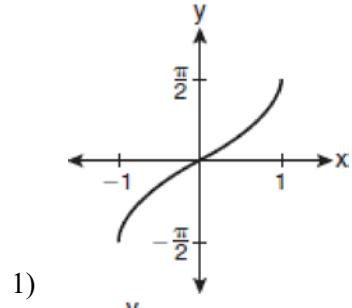


F.TF.B.6: Graphing Trigonometric Functions

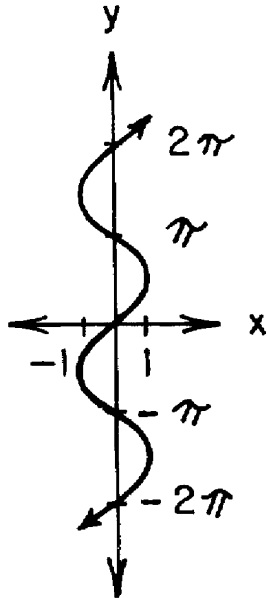
1 Which graph shows $y = \cos^{-1}x$?



2 Which graph represents the equation $y = \cos^{-1}x$?



3 Which is an equation of the graph shown below?



- 1) $y = \arcsin x$
- 2) $y = \arccos x$
- 3) $y = \sec x$
- 4) $y = \csc x$

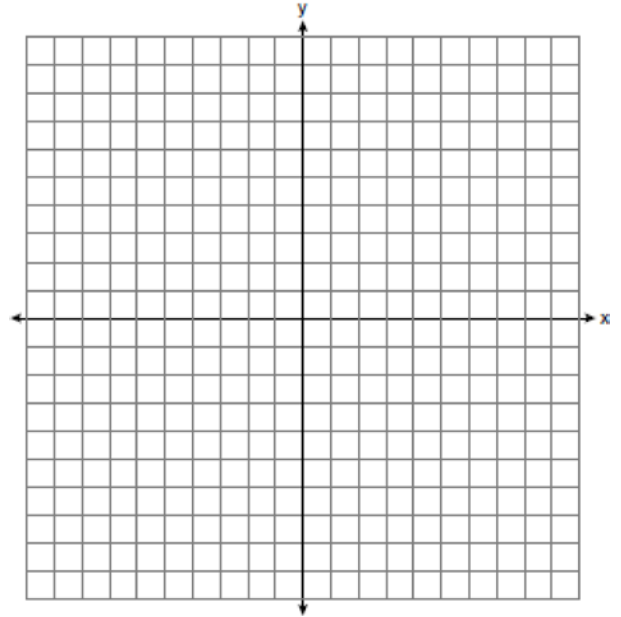
4 (1) Graph the equation $y = 3 \sin x$ in the domain

$$-\frac{\pi}{2} \leq x \leq \frac{\pi}{2}.$$

(2) On the same set of axes, reflect the graph drawn in part (1) in the line $y = x$, and label the graph b .

(3) Is the relation graphed in part (2) a function? State a mathematical justification for your answer.

(4) Write an equation that represents the graph drawn in part (2).



F.TF.B.6: Graphing Trigonometric Functions
Answer Section

1 ANS: 3 REF: 061119a2

2 ANS: 3 REF: fall0913a2

3 ANS: 1 REF: 068631siii

4 ANS:
yes, $x = 3 \sin y$

REF: 019436siii