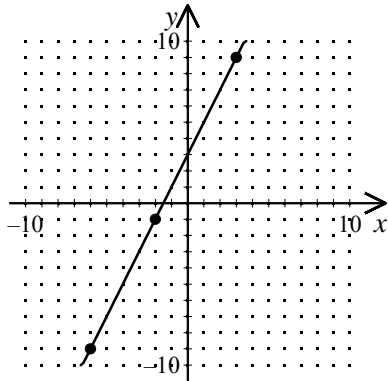
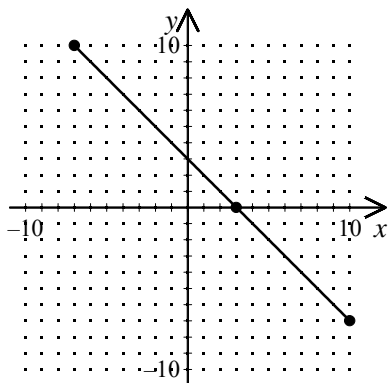


1. Which of these equations is shown on the graph?



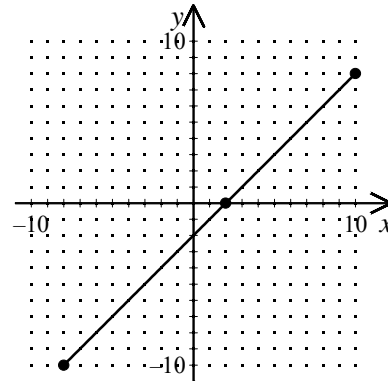
- [A] $y = 2x$ [B] $y = 2x - 3$
 [C] $y = 2x + 3$ [D] $y = 3x + 3$

2. Which of these equations is shown on the graph?



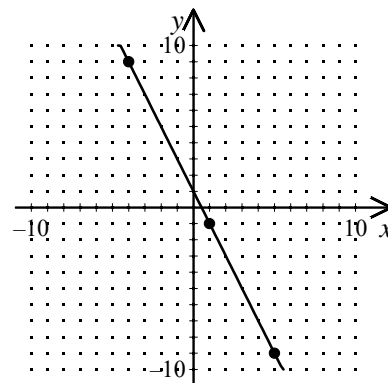
- [A] $y = -x - 3$ [B] $y = -x$
 [C] $y = 3x + 3$ [D] $y = -x + 3$

3. Which of these equations is shown on the graph?



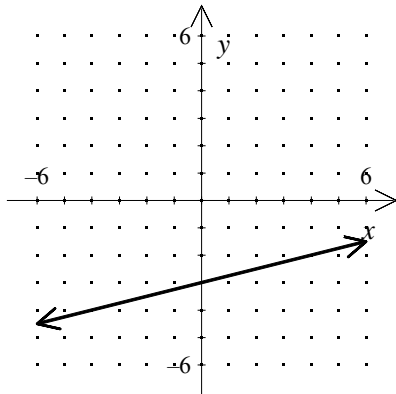
- [A] $y = -2x - 2$ [B] $y = x + 2$
 [C] $y = x$ [D] $y = x - 2$

4. Which of these equations is shown on the graph?



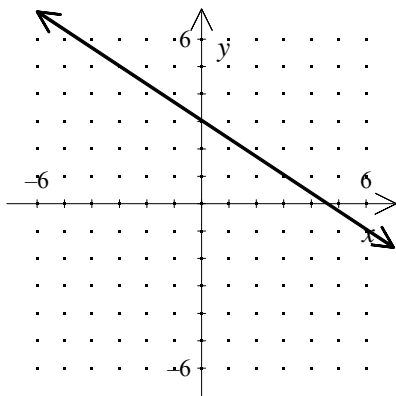
- [A] $y = -2x - 1$ [B] $y = x + 1$
 [C] $y = -2x + 1$ [D] $y = -2x$

5. Which equation is correct for the line graphed below?



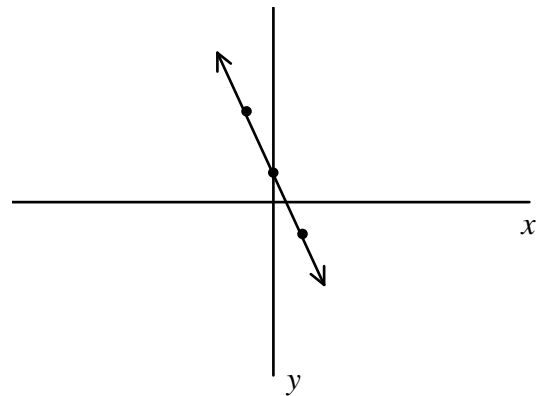
- [A] $y = -\frac{1}{4}x + 3$ [B] $y = -4x - 3$
 [C] $y = \frac{1}{4}x - 3$ [D] $y = -\frac{1}{4}x - 3$
 [E] $y = 4x + 3$

6. Which equation is correct for the line graphed below?



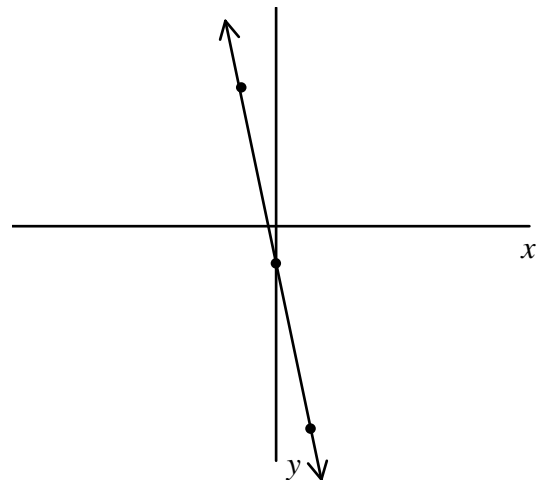
- [A] $y = -2x + 10$ [B] $y = \frac{2}{3}x + 10$
 [C] $y = -\frac{2}{3}x + 3$ [D] $y = -\frac{2}{3}x + 10$
 [E] $y = -\frac{2}{3}x + 3\frac{1}{3}$

7. The coordinate plane below shows the graph of which equation?



- [A] $y = x + 3$ [B] $y = 2x - 1$
 [C] $y = -2x + 1$ [D] $y = \frac{1}{2}x + 2$

8. The coordinate plane below shows the graph of which equation?



- [A] $y = 3x + 2$ [B] $y = -x + 5$
 [C] $y = 6x - 1$ [D] $y = -5x - 1$

Algebra I Practice F.LE.A.2: Modeling Linear Functions

www.jmap.org

[1] C

[2] D

[3] D

[4] C

[5] C

[6] C

[7] C

[8] D