

The University of the State of New York
REGENTS HIGH SCHOOL EXAMINATION

ÁLGEBRA INTEGRADA

Martes, 22 de enero de 2013 — 9:15 a.m. a 12:15 p.m., solamente

Nombre del estudiante: _____

Nombre de la escuela: _____

La posesión o el uso de cualquier aparato destinado a la comunicación están estrictamente prohibidos mientras esté realizando el examen. Si usted tiene o utiliza cualquier aparato destinado a la comunicación, aunque sea brevemente, su examen será invalidado y no se calculará su calificación.

Escriba en letra de molde su nombre y el nombre de su escuela en las líneas de arriba.

Se le ha proporcionado una hoja de respuestas separada para la Parte I. Siga las instrucciones del supervisor para completar la información del estudiante en su hoja de respuestas.

Este examen tiene cuatro partes, con un total de 39 preguntas. Usted debe responder todas las preguntas de este examen. Escriba sus respuestas a las preguntas de selección múltiple de la Parte I en la hoja de respuestas separada. Escriba sus respuestas a las preguntas de las Partes II, III y IV directamente en este folleto. Todo el trabajo debe ser realizado con bolígrafo de tinta permanente, con excepción de los gráficos y los dibujos, que deben hacerse con lápiz grafito. Indique claramente los pasos necesarios, incluyendo apropiadamente las sustituciones de fórmulas, diagramas, gráficos, tablas, etc. Las fórmulas que podría necesitar para responder a ciertas preguntas se encuentran al final de este examen. Esta hoja está perforada para que pueda desprenderla de este folleto.

No se permite el uso de papel de borrador para ninguna parte de este examen, pero puede usar los espacios en blanco en este folleto como papel de borrador. Una hoja perforada de papel cuadriculado de borrador está provista al final de este folleto para cualquier pregunta para la cual sea útil un gráfico, aunque no se requiere. Puede desprender esta hoja del folleto. Todo trabajo realizado en esta hoja de papel cuadriculado de borrador *no* será calificado.

Cuando haya terminado el examen, deberá firmar la declaración impresa al final de la hoja de respuestas, indicando que no tenía conocimiento ilegal previo de las preguntas o respuestas del examen y que no ha dado ni recibido asistencia alguna para responder a las preguntas durante el examen. Su hoja de respuestas no será aceptada si no firma dicha declaración.

Aviso...

Se le debe proporcionar una calculadora para hacer gráficos y una regla para que utilice mientras realiza el examen.

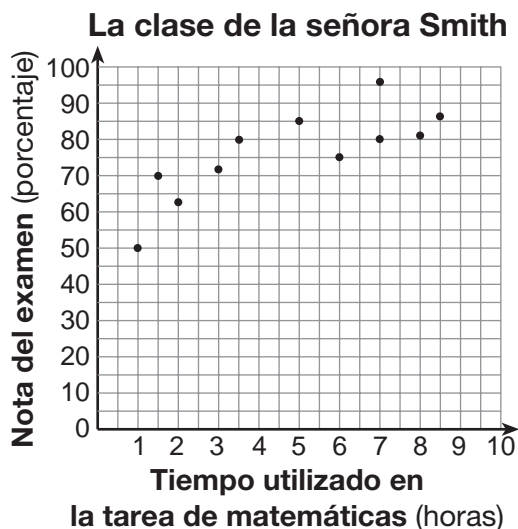
NO ABRA ESTE FOLLETO DE EXAMEN HASTA QUE SE LE INDIQUE.

Parte I

Responda las 30 preguntas de esta parte. Cada respuesta correcta recibirá 2 créditos. No se dará ningún crédito parcial. Escriba sus respuestas en la hoja de respuestas separada. [60]

Utilice este espacio para sus cálculos.

- 1 A continuación se encuentra diagramada la cantidad de horas utilizadas en realizar la tarea de matemáticas durante una semana y las notas de los exámenes de matemáticas de once estudiantes de la clase de álgebra de la señora Smith.



Basándose en los datos diagramados, ¿cuál es la correlación entre el tiempo utilizado en realizar la tarea y la nota del examen?

- (1) positiva (3) no hay correlación
(2) negativa (4) no puede determinarse
- 2 Un automóvil usa un galón de gasolina por cada 20 millas que viaja. Si un galón de gasolina cuesta \$3.98, ¿cuánto costará la gasolina, al dólar más cercano, para viajar 180 millas?

- (1) 9 (3) 45
(2) 36 (4) 80

**Utilice este espacio
para sus cálculos.**

3 Si la mesada semanal de Angelina es de d dólares, ¿qué expresión representa su mesada, en dólares, para x semanas?

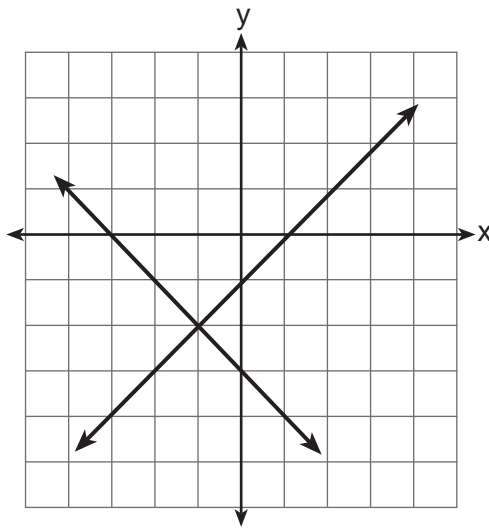
(1) dx

(3) $x + 7d$

(2) $7dx$

(4) $\frac{d}{x}$

4 ¿Cuál es la solución para el sistema de ecuaciones que se muestra en el gráfico a continuación?



(1) $(1,0)$ y $(-3,0)$

(3) $(-1,-2)$

(2) $(0,-3)$ y $(0,-1)$

(4) $(-2,-1)$

5 La solución de la ecuación $5 - 2x = -4x - 7$ es

(1) 1

(3) -2

(2) 2

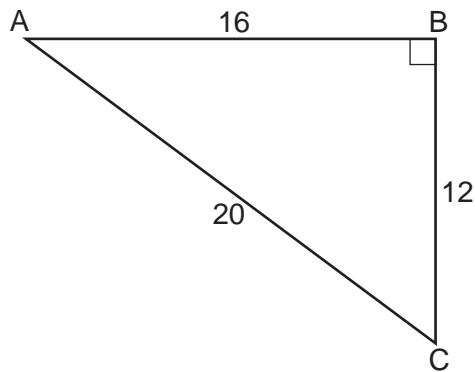
(4) -6

**Utilice este espacio
para sus cálculos.**

6 La expresión $100n^2 - 1$ es equivalente a

- (1) $(10n + 1)(10n - 1)$ (3) $(50n + 1)(50n - 1)$
(2) $(10n - 1)(10n - 1)$ (4) $(50n - 1)(50n - 1)$

7 En el triángulo rectángulo ABC que se muestra a continuación, ¿cuál es el valor del coseno A ?



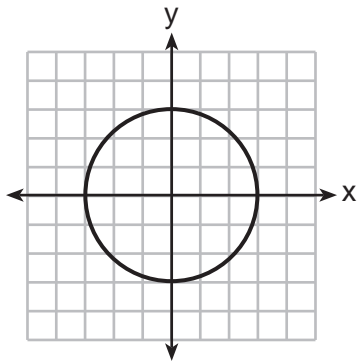
- (1) $\frac{12}{20}$ (3) $\frac{20}{12}$
(2) $\frac{16}{20}$ (4) $\frac{20}{16}$

8 Una bolsa contiene cinco caramelos de goma verdes y seis caramelos de goma rojos. Si Kim saca un caramelo de goma verde de la bolsa y se lo come, ¿cuál es la probabilidad de que el siguiente caramelo de goma que saque sea rojo?

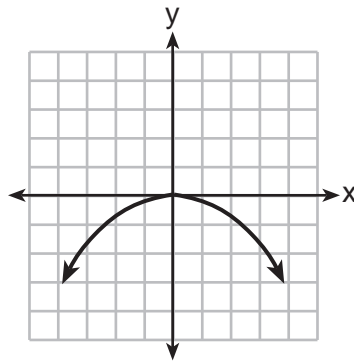
- (1) $\frac{5}{11}$ (3) $\frac{6}{11}$
(2) $\frac{5}{10}$ (4) $\frac{6}{10}$

Utilice este espacio
para sus cálculos.

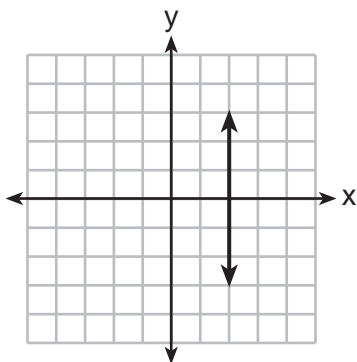
9 ¿Qué gráfico representa una función?



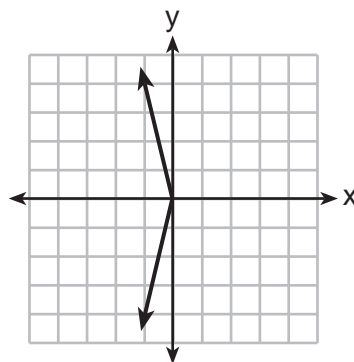
(1)



(3)



(2)



(4)

10 La población actual de un pueblo es de 10,000 habitantes. Si la población, P , aumenta un 20% cada año, ¿qué ecuación podría usarse para calcular la población después de t años?

(1) $P = 10,000(0.2)^t$

(3) $P = 10,000(1.2)^t$

(2) $P = 10,000(0.8)^t$

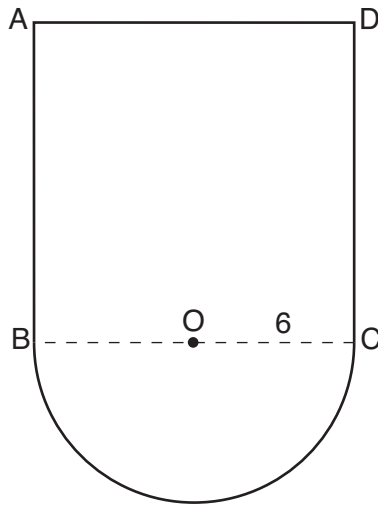
(4) $P = 10,000(1.8)^t$

**Utilice este espacio
para sus cálculos.**

- 11** ¿Qué expresión verbal está representada por $2(x + 4)$?
- (1) dos veces la suma de un número y cuatro
 - (2) la suma de dos veces un número y cuatro
 - (3) dos veces la diferencia de un número y cuatro
 - (4) dos veces el producto de un número y cuatro
- 12** ¿Cuántos cubos con lados de 5 pulgadas llenarán completamente un cubo que tiene un lado de 10 pulgadas?
- (1) 50
 - (2) 25
 - (3) 8
 - (4) 4
- 13** El periódico de una escuela encuestará a los estudiantes sobre la calidad del programa de almuerzos de la escuela. ¿Qué método creará los resultados *menos* parciales (menos sesgados)?
- (1) Veinticinco vegetarianos son encuestados al azar.
 - (2) Veinticinco estudiantes son elegidos al azar de cada nivel de grado.
 - (3) Estudiantes a quienes no les gusta el programa de almuerzos de la escuela son elegidos para completar la encuesta.
 - (4) Se instala una cabina en la cafetería para que los estudiantes voluntariamente completen la encuesta.
- 14** El vértice de la parábola $y = x^2 + 8x + 10$ se encuentra en el cuadrante
- (1) I
 - (2) II
 - (3) III
 - (4) IV

**Utilice este espacio
para sus cálculos.**

- 15** En la siguiente figura, $ABCD$ es un cuadrado y el semicírculo O tiene un radio de 6.



¿Cuál es el área de la figura?

- (1) $36 + 6\pi$ (3) $144 + 18\pi$
(2) $36 + 18\pi$ (4) $144 + 36\pi$
- 16** ¿Cuánto es $24x^2y^6 - 16x^6y^2 + 4xy^2$ dividido entre $4xy^2$?
- (1) $6xy^4 - 4x^5$ (3) $6x^2y^3 - 4x^6y$
(2) $6xy^4 - 4x^5 + 1$ (4) $6x^2y^3 - 4x^6y + 1$

- 17** ¿Qué expresión puede usarse para cambiar 75 kilómetros por hora a metros por minuto?

- (1) $\frac{75 \text{ km}}{1 \text{ h}} \times \frac{1 \text{ km}}{1,000 \text{ m}} \times \frac{1 \text{ h}}{60 \text{ min}}$
(2) $\frac{75 \text{ km}}{1 \text{ h}} \times \frac{1 \text{ km}}{1,000 \text{ m}} \times \frac{60 \text{ min}}{1 \text{ h}}$
(3) $\frac{75 \text{ km}}{1 \text{ h}} \times \frac{1,000 \text{ m}}{1 \text{ km}} \times \frac{1 \text{ h}}{60 \text{ min}}$
(4) $\frac{75 \text{ km}}{1 \text{ h}} \times \frac{1,000 \text{ m}}{1 \text{ km}} \times \frac{60 \text{ min}}{1 \text{ h}}$

**Utilice este espacio
para sus cálculos.**

18 La desigualdad $-2 \leq x \leq 3$ se puede escribir como

- (1) $(-2, 3)$ (3) $(-2, 3]$
(2) $[-2, 3)$ (4) $[-2, 3]$

19 La expresión $\frac{6 \times 10^{-7}}{3 \times 10^{-3}}$ es equivalente a

- (1) 2×10^4 (3) 2×10^{-4}
(2) 2×10^{10} (4) 2×10^{-10}

20 Las raíces de la ecuación $x^2 - 14x + 48 = 0$ son

- (1) -6 y -8 (3) 6 y -8
(2) -6 y 8 (4) 6 y 8

21 Si $x = -3$, ¿cuál es el valor de $|x - 4| - x^2$?

- (1) -8 (3) 7
(2) -2 (4) 16

22 ¿Qué ecuación representa una línea paralela a la línea cuya ecuación es $2x - 3y = 9$?

- (1) $y = \frac{2}{3}x - 4$ (3) $y = \frac{3}{2}x - 4$
(2) $y = -\frac{2}{3}x + 4$ (4) $y = -\frac{3}{2}x + 4$

**Utilice este espacio
para sus cálculos.**

23 ¿Qué par ordenado se encuentra en el conjunto de soluciones del sistema de desigualdades $y \leq 3x + 1$ y $x - y > 1$?

- (1) $(-1, -2)$ (3) $(1, 2)$
(2) $(2, -1)$ (4) $(-1, 2)$

24 ¿Qué ecuación representa la línea que pasa a través del punto $(-3, 4)$ y es paralela al eje x ?

- (1) $x = 4$ (3) $y = 4$
(2) $x = -3$ (4) $y = -3$

25 Un cubo cuyos lados están numerados del 1 al 6 se lanza 75 veces, y los resultados se muestran en la tabla a continuación.

Número	Frecuencia
1	7
2	22
3	14
4	6
5	20
6	6

Basándose en estos resultados, ¿qué enunciado es verdadero?

- (1) $P(\text{impar}) < P(\text{par})$ (3) $P(\text{par}) < P(2 \text{ o } 4)$
(2) $P(3 \text{ o menos}) < P(\text{impar})$ (4) $P(2 \text{ o } 4) < P(3 \text{ o menos})$

26 Dado:

$$A = \{\text{números enteros cuadrados perfectos de 4 a 100, inclusive}\}$$
$$B = \{16, 36, 49, 64\}$$

El complemento del conjunto B en el conjunto universal A es

- (1) $\{9, 25, 81\}$ (3) $\{1, 4, 9, 25, 81, 100\}$
(2) $\{4, 9, 25, 81, 100\}$ (4) $\{4, 16, 36, 49, 64, 100\}$

27 La expresión $\frac{2x^2 + 10x - 28}{4x + 28}$ es equivalente a

(1) $\frac{x - 2}{2}$

(3) $\frac{x + 2}{2}$

(2) $x - 1$

(4) $\frac{x + 5}{2}$

28 ¿Qué valor de x es la solución de la ecuación $\frac{1}{7} + \frac{2x}{3} = \frac{15x - 3}{21}$?

(1) 6

(3) $\frac{4}{13}$

(2) 0

(4) $\frac{6}{29}$

29 ¿Qué enunciado es verdadero sobre el conjunto de datos 4, 5, 6, 6, 7, 9, 12?

(1) media = modo

(3) media < mediana

(2) modo = mediana

(4) modo > media

30 ¿Cómo se ve afectado el gráfico de $y = x^2 + 4x + 3$ cuando el coeficiente de x^2 se cambia a un número positivo más pequeño?

(1) El gráfico se vuelve más amplio y la intersección y cambia.

(2) El gráfico se vuelve más amplio y la intersección y permanece igual.

(3) El gráfico se vuelve más angosto y la intersección y cambia.

(4) El gráfico se vuelve más angosto y la intersección y permanece igual.

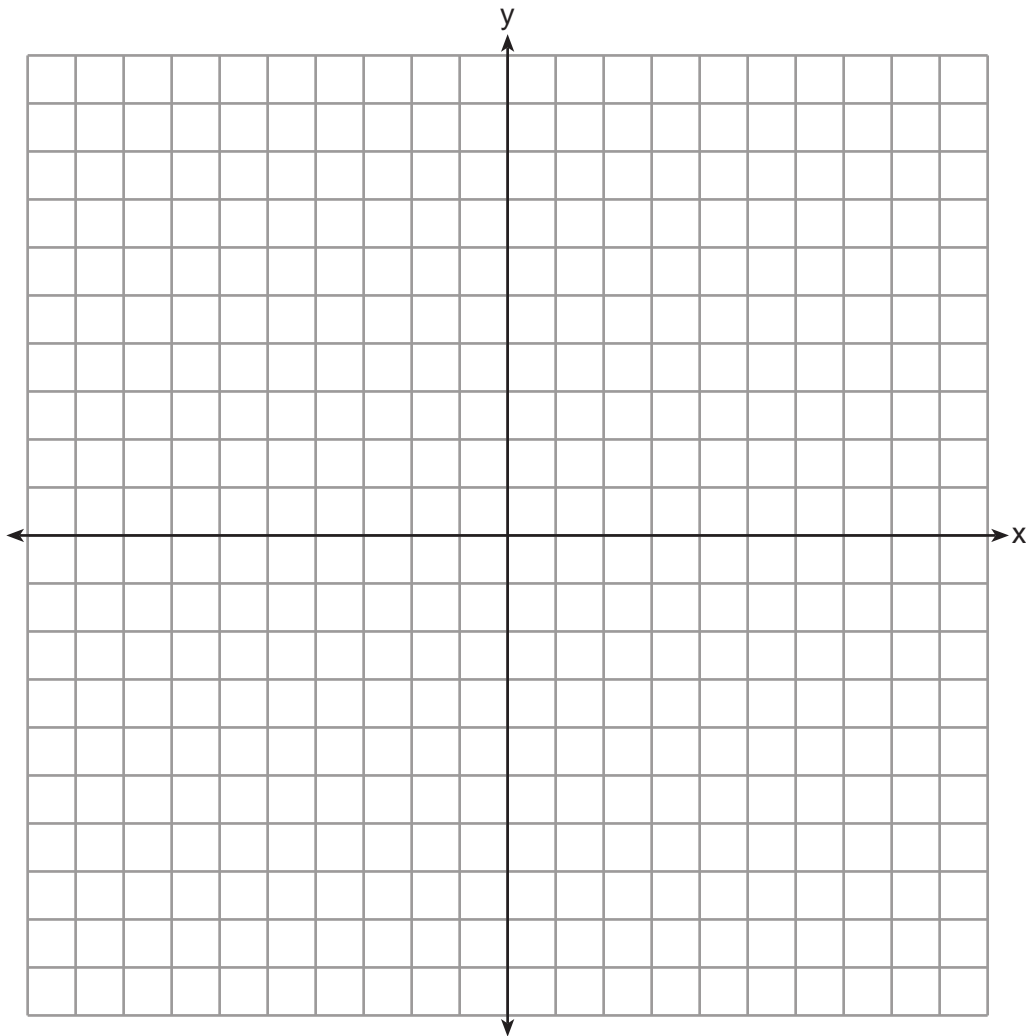
Parte II

Responda las 3 preguntas de esta parte. Cada respuesta correcta recibirá 2 créditos. Indique claramente los pasos necesarios, incluyendo apropiadamente las sustituciones de fórmulas, diagramas, gráficos, tablas, etc. Para todas las preguntas en esta parte, una respuesta numérica correcta sin demostrar el trabajo recibirá solamente 1 crédito. Todas las respuestas deben escribirse con bolígrafo de tinta permanente, con excepción de los gráficos y los dibujos, que deben hacerse con lápiz grafito. [6]

31 Exprese $4\sqrt{75}$ en la forma radical más simple.

32 Factorice completamente: $5x^3 - 20x^2 - 60x$

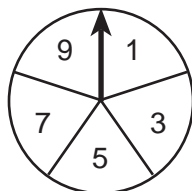
33 En el conjunto de ejes que se muestra a continuación, grafique $y = 2|x + 3|$. Incluya el intervalo $-7 \leq x \leq 1$.



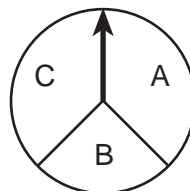
Parte III

Responda las 3 preguntas de esta parte. Cada respuesta correcta recibirá 3 créditos. Indique claramente los pasos necesarios, incluyendo apropiadamente las sustituciones de fórmulas, diagramas, gráficos, tablas, etc. Para todas las preguntas en esta parte, una respuesta numérica correcta sin demostrar el trabajo recibirá solamente 1 crédito. Todas las respuestas deben escribirse con bolígrafo de tinta permanente, con excepción de los gráficos y los dibujos, que deben hacerse con lápiz grafito. [9]

34 En un juego, un participante debe hacer girar una vez cada ruleta que se muestra en el siguiente diagrama.



Ruleta 1



Ruleta 2

Dibuje un diagrama de árbol o represente un espacio muestral de todos los resultados posibles.

Determine la cantidad de resultados que consisten en un número primo y una letra en la palabra "CAT".

35 El costo de tres cuadernos y cuatro lápices es de \$8.50. El costo de cinco cuadernos y ocho lápices es de \$14.50. Determine el costo de un cuaderno y el costo de un lápiz.

[Solamente una solución algebraica puede recibir crédito completo].

36 Wendy mide el piso de su habitación rectangular para colocar una nueva alfombra. Sus medidas son 24 pies por 14 pies. Las medidas reales son 24.2 pies por 14.1 pies.

Determine el error relativo al calcular el área de la habitación de Wendy. Exprese su respuesta en decimal a la *milésima más cercana*.

Parte IV

Responda las 3 preguntas de esta parte. Cada respuesta correcta recibirá 4 créditos. Indique claramente los pasos necesarios, incluyendo apropiadamente las sustituciones de fórmulas, diagramas, gráficos, tablas, etc. Para todas las preguntas en esta parte, una respuesta numérica correcta sin demostrar el trabajo recibirá solamente 1 crédito. Todas las respuestas deben escribirse con bolígrafo de tinta permanente, con excepción de los gráficos y los dibujos, que deben hacerse con lápiz grafito. [12]

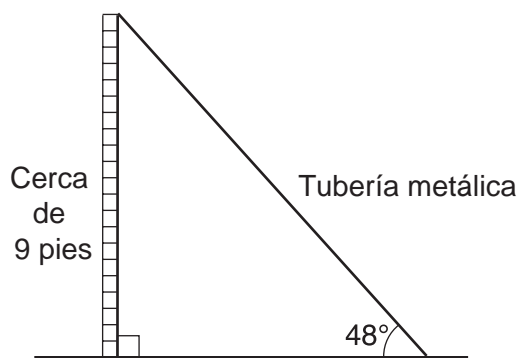
37 Usando la línea provista, construya un diagrama de caja y bigotes para los 12 resultados que están a continuación.

26, 32, 19, 65, 57, 16, 28, 42, 40, 21, 38, 10



Determine la cantidad de resultados que están por encima del percentil 75.

38 Se usa una tubería metálica para sostener una cerca de 9 pies, como se muestra en el siguiente diagrama. La tubería forma un ángulo de 48° con el suelo.



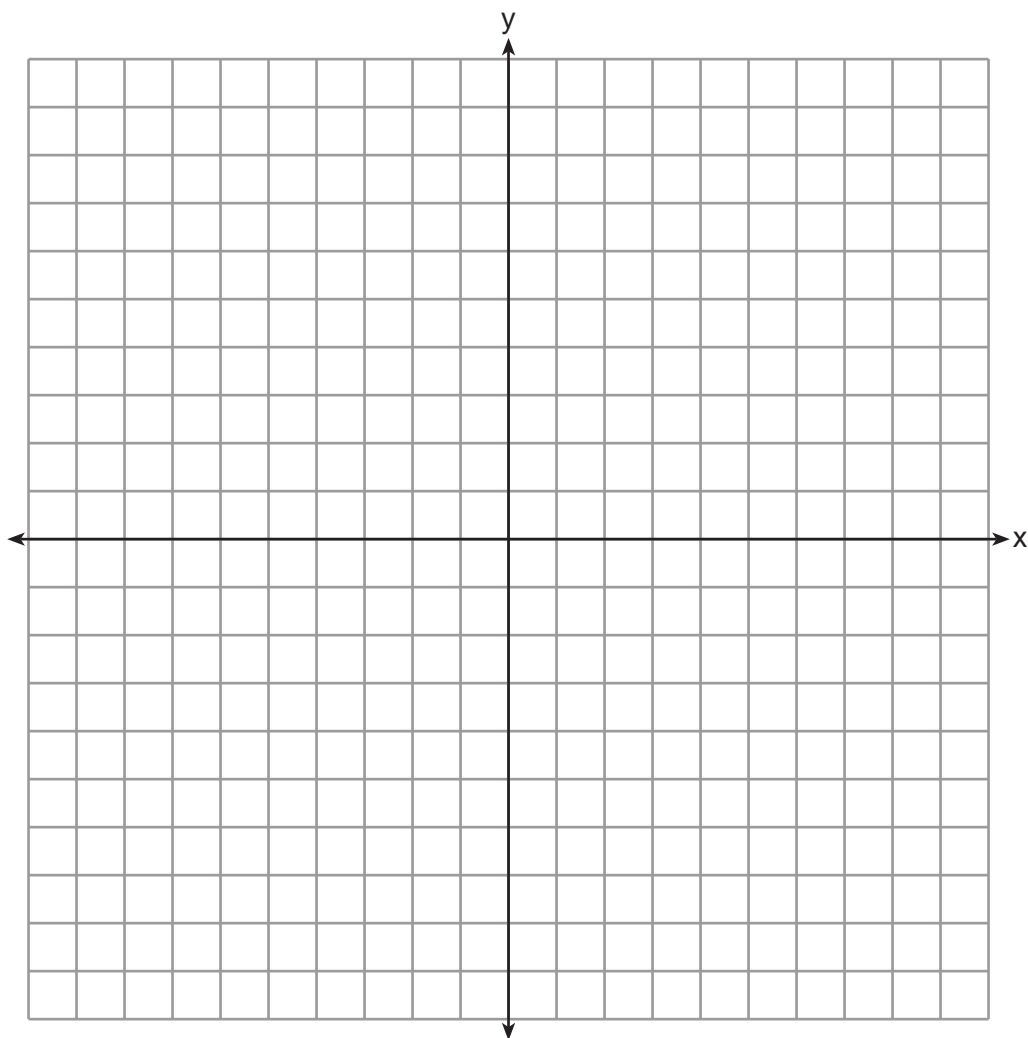
Determine, al *pie más cercano*, qué tan lejos se encuentra la parte inferior de la tubería de la base de la cerca.

Determine, al *pie más cercano*, la longitud de la tubería metálica.

39 En el conjunto de ejes que se muestra a continuación, grafique el siguiente sistema de ecuaciones.


$$\begin{aligned}y + 2x &= x^2 + 4 \\ y - x &= 4\end{aligned}$$


Usando el gráfico, determine y enuncie las coordenadas de *todos* los puntos en el conjunto de soluciones para el sistema de ecuaciones.



Desprender por la línea perforada

Desprender por la línea perforada





Desprender por la línea perforada

Desprender por la línea perforada

Hoja de referencia

Razones trigonométricas

$$\text{sen } A = \frac{\textit{opuesto}}{\textit{hipotenusa}}$$

$$\text{cos } A = \frac{\textit{adyacente}}{\textit{hipotenusa}}$$

$$\text{tan } A = \frac{\textit{opuesto}}{\textit{adyacente}}$$

Área

trapecio $A = \frac{1}{2}h(b_1 + b_2)$

Volumen

cilindro $V = \pi r^2 h$

Área de superficie

prisma rectangular $SA = 2lw + 2hw + 2lh$

cilindro $SA = 2\pi r^2 + 2\pi rh$

Geometría analítica

$$m = \frac{\Delta y}{\Delta x} = \frac{y_2 - y_1}{x_2 - x_1}$$

FOR TEACHERS ONLY

The University of the State of New York

REGENTS HIGH SCHOOL EXAMINATION

INTEGRATED ALGEBRA

Tuesday, January 22, 2013 — 9:15 a.m. to 12:15 p.m., only

SCORING KEY AND RATING GUIDE

Mechanics of Rating

The following procedures are to be followed for scoring student answer papers for the Regents Examination in Integrated Algebra. More detailed information about scoring is provided in the publication *Information Booklet for Scoring the Regents Examinations in Mathematics*.

Do *not* attempt to correct the student's work by making insertions or changes of any kind. In scoring the open-ended questions, use check marks to indicate student errors. Unless otherwise specified, mathematically correct variations in the answers will be allowed. Units need not be given when the wording of the questions allows such omissions.

Each student's answer paper is to be scored by a minimum of three mathematics teachers. No one teacher is to score more than approximately one-third of the open-ended questions on a student's paper. On the student's separate answer sheet, for each question, record the number of credits earned and the teacher's assigned rater/scorer letter.

Schools are not permitted to rescore any of the open-ended questions on this exam after each question has been rated once, regardless of the final exam score. Schools are required to ensure that the raw scores have been added correctly and that the resulting scale score has been determined accurately.

Raters should record the student's scores for all questions and the total raw score on the student's separate answer sheet. Then the student's total raw score should be converted to a scale score by using the conversion chart that will be posted on the Department's web site at: <http://www.p12.nysed.gov/assessment/> on Tuesday, January 22, 2013. Because scale scores corresponding to raw scores in the conversion chart may change from one administration to another, it is crucial that, for each administration, the conversion chart provided for that administration be used to determine the student's final score. The student's scale score should be entered in the box provided on the student's separate answer sheet. The scale score is the student's final examination score.

If the student’s responses for the multiple-choice questions are being hand scored prior to being scanned, the scorer must be careful not to make any marks on the answer sheet except to record the scores in the designated score boxes. Marks elsewhere on the answer sheet will interfere with the accuracy of the scanning.

Part I

Allow a total of 60 credits, 2 credits for each of the following.

(1) 1	(11) 1	(21) 2
(2) 2	(12) 3	(22) 1
(3) 1	(13) 2	(23) 2
(4) 3	(14) 3	(24) 3
(5) 4	(15) 3	(25) 4
(6) 1	(16) 2	(26) 2
(7) 2	(17) 3	(27) 1
(8) 4	(18) 4	(28) 1
(9) 3	(19) 3	(29) 2
(10) 3	(20) 4	(30) 2

Updated information regarding the rating of this examination may be posted on the New York State Education Department’s web site during the rating period. Check this web site at: <http://www.p12.nysed.gov/assessment/> and select the link “Scoring Information” for any recently posted information regarding this examination. This site should be checked before the rating process for this examination begins and several times throughout the Regents Examination period.

Beginning in January 2013, the Department is providing supplemental scoring guidance, the “Sample Response Set,” for the Regents Examination in Integrated Algebra. This guidance is not required as part of the scorer training. It is at the school’s discretion to incorporate it into the scorer training or to use it as supplemental information during scoring. While not reflective of all scenarios, the sample student responses selected for the Sample Response Set illustrate how less common student responses to open-ended questions may be scored. The Sample Response Set will be available on the Department’s web site at <http://www.p12.nysed.gov/assessment/scoring/home-hs.html>.

General Rules for Applying Mathematics Rubrics

I. General Principles for Rating

The rubrics for the constructed-response questions on the Regents Examination in Integrated Algebra are designed to provide a systematic, consistent method for awarding credit. The rubrics are not to be considered all-inclusive; it is impossible to anticipate all the different methods that students might use to solve a given problem. Each response must be rated carefully using the teacher's professional judgment and knowledge of mathematics; all calculations must be checked. The specific rubrics for each question must be applied consistently to all responses. In cases that are not specifically addressed in the rubrics, raters must follow the general rating guidelines in the publication *Information Booklet for Scoring the Regents Examinations in Mathematics*, use their own professional judgment, confer with other mathematics teachers, and/or contact the State Education Department for guidance. During each Regents Examination administration period, rating questions may be referred directly to the Education Department. The contact numbers are sent to all schools before each administration period.

II. Full-Credit Responses

A full-credit response provides a complete and correct answer to all parts of the question. Sufficient work is shown to enable the rater to determine how the student arrived at the correct answer.

When the rubric for the full-credit response includes one or more examples of an acceptable method for solving the question (usually introduced by the phrase “such as”), it does not mean that there are no additional acceptable methods of arriving at the correct answer. Unless otherwise specified, mathematically correct alternative solutions should be awarded credit. The only exceptions are those questions that specify the type of solution that must be used; e.g., an algebraic solution or a graphic solution. A correct solution using a method other than the one specified is awarded half the credit of a correct solution using the specified method.

III. Appropriate Work

Full-Credit Responses: The directions in the examination booklet for all the constructed-response questions state: “Clearly indicate the necessary steps, including appropriate formula substitutions, diagrams, graphs, charts, etc.” The student has the responsibility of providing the correct answer *and* showing how that answer was obtained. The student must “construct” the response; the teacher should not have to search through a group of seemingly random calculations scribbled on the student paper to ascertain what method the student may have used.

Responses With Errors: Rubrics that state “Appropriate work is shown, but ...” are intended to be used with solutions that show an essentially complete response to the question but contain certain types of errors, whether computational, rounding, graphing, or conceptual. If the response is incomplete; i.e., an equation is written but not solved or an equation is solved but not all of the parts of the question are answered, appropriate work has *not* been shown. Other rubrics address incomplete responses.

IV. Multiple Errors

Computational Errors, Graphing Errors, and Rounding Errors: Each of these types of errors results in a 1-credit deduction. Any combination of two of these types of errors results in a 2-credit deduction. No more than 2 credits should be deducted for such mechanical errors in any response. The teacher must carefully review the student's work to determine what errors were made and what type of errors they were.

Conceptual Errors: A conceptual error involves a more serious lack of knowledge or procedure. Examples of conceptual errors include using the incorrect formula for the area of a figure, choosing the incorrect trigonometric function, or multiplying the exponents instead of adding them when multiplying terms with exponents. A response with one conceptual error can receive no more than half credit.

If a response shows repeated occurrences of the same conceptual error, the student should not be penalized twice. If the same conceptual error is repeated in responses to other questions, credit should be deducted in each response.

If a response shows two (or more) different major conceptual errors, it should be considered completely incorrect and receive no credit.

If a response shows one conceptual error and one computational, graphing, or rounding error, the teacher must award credit that takes into account both errors; i.e., awarding half credit for the conceptual error and deducting 1 credit for each mechanical error (maximum of two deductions for mechanical errors).

Part II

For each question, use the specific criteria to award a maximum of 2 credits. Unless otherwise specified, mathematically correct alternative solutions should be awarded appropriate credit.

- (31) [2] $20\sqrt{3}$, and appropriate work is shown.
[1] Appropriate work is shown, but one computational or simplification error is made.

or

- [1] Appropriate work is shown, but one conceptual error is made.

or

- [1] Appropriate work is shown to find $20\sqrt{3}$, but the answer is written in decimal form.

or

- [1] $20\sqrt{3}$, but no work is shown.

- [0] The answer is written in decimal form, but no work is shown.

or

- [0] A zero response is completely incorrect, irrelevant, or incoherent or is a correct response that was obtained by an obviously incorrect procedure.

- (32) [2] $5x(x + 2)(x - 6)$, and appropriate work is shown.

- [1] $5x(x^2 - 4x - 12)$, but no further correct answer is shown.

or

- [1] Appropriate work is shown, but one computational or factoring error is made, but all appropriate factors are stated.

or

- [1] Appropriate work is shown, but one conceptual error is made, but all appropriate factors are stated.

or

- [1] $5x(x + 2)(x - 6)$, but no work is shown.

- [0] A zero response is completely incorrect, irrelevant, or incoherent or is a correct response that was obtained by an obviously incorrect procedure.

- (33) [2] A correct graph is drawn that includes the given interval.
- [1] Appropriate work is shown, but one graphing error is made, but an appropriate graph is drawn that includes the given interval.
- or*
- [1] Appropriate work is shown, but one conceptual error is made, but an appropriate graph is drawn, that includes the given interval.
- or*
- [1] Appropriate work is shown, but a graph is drawn that does not include the entire given interval.
- [0] A zero response is completely incorrect, irrelevant, or incoherent or is a correct response that was obtained by an obviously incorrect procedure.
-

Part III

For each question, use the specific criteria to award a maximum of 3 credits. Unless otherwise specified, mathematically correct alternative solutions should be awarded appropriate credit.

- (34) [3] A correct tree diagram or sample space is shown and 6 is stated.
[2] A correct tree diagram or sample space is shown, but no further correct work is shown.

or

- [2] An understanding of the concept of a tree diagram or sample space is shown, but some branches or elements are missing, but an appropriate number of outcomes is stated.
[1] An understanding of the concept of a tree diagram or sample space is shown, but some branches or elements are missing, but an appropriate number of outcomes is not stated.

or

- [1] Appropriate work is shown to find 6, but no tree diagram or sample space is shown.
[0] 6, but no correct work is shown.

or

- [0] A zero response is completely incorrect, irrelevant, or incoherent or is a correct response that was obtained by an obviously incorrect procedure.

- (35) [3] One notebook = \$2.50 or 2.50 and one pencil = \$0.25 or 25 cents, and appropriate algebraic work is shown.
- [2] Appropriate work is shown, but one computational error is made, but the appropriate cost of one notebook and one pencil are found.
- or*
- [2] Appropriate work is shown, but the correct answers are not labeled or are labeled incorrectly.
- or*
- [2] Appropriate work is shown to find 2.50 and 0.25, but only the cost of one notebook or the cost of one pencil is found.
- [1] Appropriate work is shown, but two or more computational errors are made, but the appropriate cost of one notebook and the appropriate cost of one pencil are found.
- or*
- [1] Appropriate work is shown, but one conceptual error is made, but the appropriate cost of one notebook and the appropriate cost of one pencil are found.
- or*
- [1] A correct system of equation is written, but no further correct work is shown.
- or*
- [1] An incorrect system of equations is written, but appropriate solutions are found and labeled.
- or*
- [1] One notebook = 2.50 and one pencil = 0.25 or 25 cents, but a method other than algebraic is used.
- or*
- [1] One notebook = 2.50 and one pencil = 0.25 or 25 cents, but no work is shown.
- [0] A zero response is completely incorrect, irrelevant, or incoherent or is a correct response that was obtained by an obviously incorrect procedure.

- (36) [3] 0.015, and appropriate work is shown.
- [2] Appropriate work is shown, but one computational or rounding error is made, but an appropriate solution is found.
- or***
- [2] $\frac{|341.22 - 336|}{341.22}$ or an equivalent expression is written, but the relative error is not found or is found incorrectly.
- [1] Appropriate work is shown, but two or more computational or rounding errors are made, but an appropriate solution is found.
- or***
- [1] Appropriate work is shown, but one conceptual error is made, such as dividing by 336, but an appropriate solution is found.
- or***
- [1] Appropriate work is shown to find 336 and 341.22.
- or***
- [1] 0.015, but no work is shown.
- [0] A zero response is completely incorrect, irrelevant, or incoherent or is a correct response that was obtained by an obviously incorrect procedure.
-

Part IV

For each question, use the specific criteria to award a maximum of 4 credits. Unless otherwise specified, mathematically correct alternative solutions should be awarded appropriate credit.

(37) [4] A box-and-whisker plot is constructed correctly, where the minimum = 10, first quartile = 20, second quartile = 30, third quartile = 41, and maximum = 65, and 3 is stated.

[3] A box-and-whisker plot is constructed, but one computational or graphing error is made, but an appropriate number is stated.

or

[3] A box-and-whisker plot is constructed correctly, but no further correct work is shown.

[2] A box-and-whisker plot is constructed, but two or more computational or graphing errors are made, but an appropriate number is stated.

or

[2] A box-and-whisker plot is constructed, but one conceptual error is made and an appropriate number is stated.

or

[2] Minimum = 10, first quartile = 20, second quartile = 30, third quartile = 41, and maximum = 65 are found and 3 is stated, but no box-and-whisker plot is constructed.

[1] A box-and-whisker plot is constructed, but two or more computational or graphing errors are made, but an appropriate number is not stated.

or

[1] A box-and-whisker plot is constructed, but one conceptual error and one computational or graphing error are made but an appropriate number is stated.

or

[1] Minimum = 10, first quartile = 20, second quartile = 30, third quartile = 41, and maximum = 65 are found, but no further correct work is shown.

or

[1] Appropriate work is shown to find 3, but no box-and-whisker plot is constructed.

[0] A zero response is completely incorrect, irrelevant, or incoherent or is a correct response that was obtained by an obviously incorrect procedure.

- (38) [4] 8 and 12, and appropriate work is shown.
- [3] Appropriate work is shown, but one computational or rounding error is made, but appropriate answers are found.
- [2] Appropriate work is shown, but two or more computational or rounding errors are made, but appropriate answers are found.
- or**
- [2] Appropriate work is shown, but one conceptual error is made, such using an incorrect trigonometric function but appropriate answers are found.
- or**
- [2] $\tan 48 = \frac{9}{x}$ and $\sin 48 = \frac{9}{y}$ or an alternate method are written, but no further correct work is shown.
- or**
- [2] Appropriate work is shown to find either 8 or 12, but no further correct work is shown.
- [1] Appropriate work is shown, but one conceptual error and one computational or rounding error are made, but appropriate answers are found.
- or**
- [1] $\tan 48 = \frac{9}{x}$ or $\sin 48 = \frac{9}{y}$ or an alternate method is written, but no further correct work is shown.
- or**
- [1] 8 and 12, but no work is shown.
- [0] A zero response is completely incorrect, irrelevant, or incoherent or is a correct response that was obtained by an obviously incorrect procedure.

- (39) [4] Both equations are graphed correctly, and (0,4) and (3,7) are stated.
- [3] Appropriate work is shown, but one computational or graphing error is made, but all appropriate solutions are stated.
- or*
- [3] Both equations are graphed correctly, but only one solution is stated correctly.
- [2] Appropriate work is shown, but two or more computational or graphing errors are made, but all appropriate solutions are stated.
- or*
- [2] Appropriate work is shown, but one conceptual error is made, but all appropriate solutions are stated.
- or*
- [2] Both equations are graphed correctly, but the solutions are not stated or are stated incorrectly.
- or*
- [2] (0, 4) and (3, 7), but a method other than graphic is used.
- [1] Appropriate work is shown, but one conceptual error and one computational or graphing error are made, but all appropriate solutions are stated.
- or*
- [1] One of the equations is graphed correctly, but no further correct work is shown.
- or*
- [1] (0,4) and (3,7) are stated, but no work is shown.
- [0] A zero response is completely incorrect, irrelevant, or incoherent or is a correct response that was obtained by an obviously incorrect procedure.
-

Map to Core Curriculum

Content Strands	Item Numbers
Number Sense and Operations	19, 21, 31
Algebra	3, 5, 6, 7, 10, 11, 14, 16, 18, 20, 22, 23, 24, 26, 27, 28, 32, 35, 38
Geometry	4, 9, 12, 13, 15, 30, 33, 39
Measurement	2, 17, 36
Statistics and Probability	1, 8, 25, 29, 34, 37

Regents Examination in Integrated Algebra January 2013

Chart for Converting Total Test Raw Scores to Final Examination Scores (Scale Scores)

The *Chart for Determining the Final Examination Score for the January 2013 Regents Examination in Integrated Algebra* will be posted on the Department's web site at: <http://www.p12.nysed.gov/assessment/> on Tuesday, January 22, 2013. Conversion charts provided for previous administrations of the Regents Examination in Integrated Algebra must NOT be used to determine students' final scores for this administration.

Online Submission of Teacher Evaluations of the Test to the Department

Suggestions and feedback from teachers provide an important contribution to the test development process. The Department provides an online evaluation form for State assessments. It contains spaces for teachers to respond to several specific questions and to make suggestions. Instructions for completing the evaluation form are as follows:

1. Go to <http://www.forms2.nysed.gov/emsc/osa/exameval/reexameval.cfm>.
2. Select the test title.
3. Complete the required demographic fields.
4. Complete each evaluation question and provide comments in the space provided.
5. Click the SUBMIT button at the bottom of the page to submit the completed form.

Regents Examination in Integrated Algebra – January 2013

Chart for Converting Total Test Raw Scores to Final Examination Scores (Scale Scores)

Raw Score	Scale Score	Raw Score	Scale Score	Raw Score	Scale Score	Raw Score	Scale Score
87	100	65	84	43	75	21	53
86	99	64	83	42	75	20	52
85	97	63	83	41	74	19	50
84	96	62	83	40	74	18	48
83	95	61	82	39	73	17	47
82	94	60	82	38	72	16	45
81	93	59	82	37	72	15	43
80	92	58	81	36	71	14	41
79	91	57	81	35	70	13	39
78	91	56	81	34	69	12	36
77	90	55	81	33	68	11	34
76	89	54	80	32	67	10	32
75	88	53	80	31	66	9	29
74	88	52	79	30	65	8	26
73	87	51	79	29	64	7	24
72	87	50	79	28	63	6	21
71	86	49	78	27	62	5	18
70	86	48	78	26	60	4	15
69	86	47	77	25	59	3	11
68	86	46	77	24	58	2	8
67	85	45	77	23	56	1	4
66	84	44	76	22	55	0	0

To determine the student’s final examination score, find the student’s total test raw score in the column labeled “Raw Score” and then locate the scale score that corresponds to that raw score. The scale score is the student’s final examination score. Enter this score in the space labeled “Scale Score” on the student’s answer sheet.

Schools are not permitted to rescore any of the open-ended questions on this exam after each question has been rated once, regardless of the final exam score. Schools are required to ensure that the raw scores have been added correctly and that the resulting scale score has been determined accurately.

Because scale scores corresponding to raw scores in the conversion chart change from one administration to another, it is crucial that for each administration the conversion chart provided for that administration be used to determine the student’s final score. The chart above is usable only for this administration of the Regents Examination in Integrated Algebra.